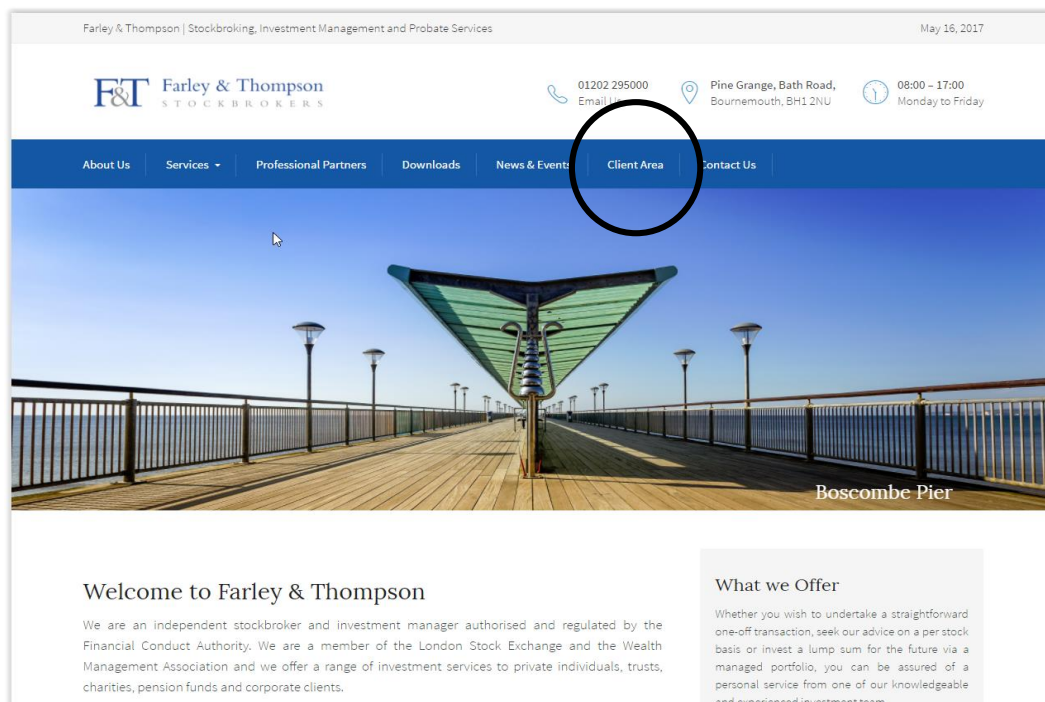


## User Guide for the Farley & Thompson Online Valuation Service

The Farley & Thompson home page is located at [www.farleyandthompson.co.uk](http://www.farleyandthompson.co.uk)

Click on the Client Area.



Farley & Thompson | Stockbroking, Investment Management and Probate Services May 16, 2017

01202 295000  
Email Us

Pine Grange, Bath Road,  
Bournemouth, BH1 2NU

08:00 - 17:00  
Monday to Friday

About Us Services Professional Partners Downloads News & Events **Client Area** Contact Us

Boscombe Pier

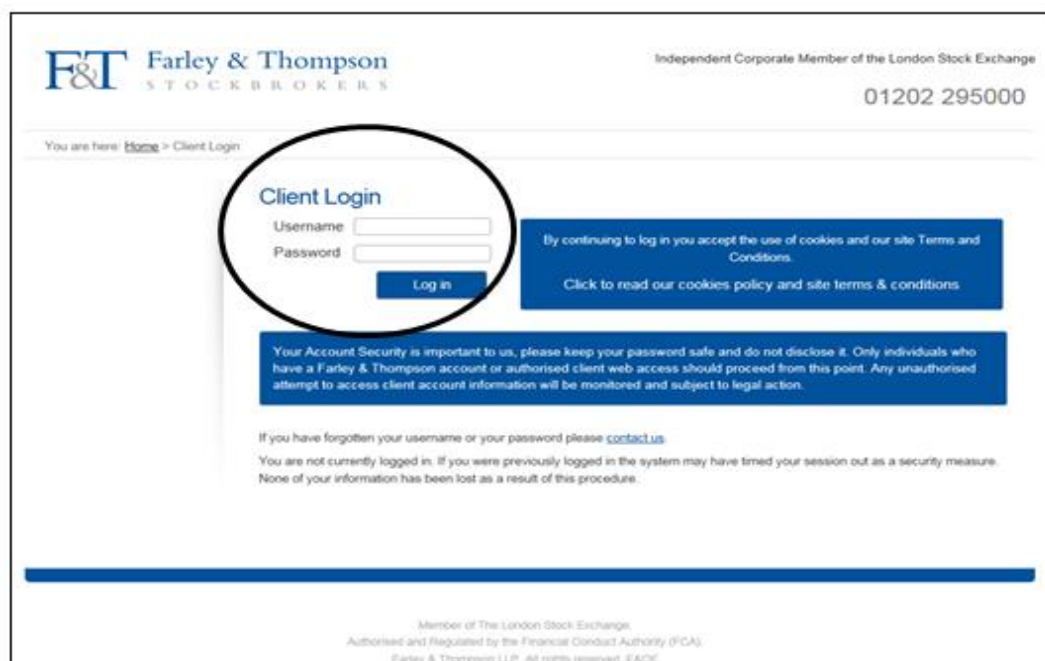
**Welcome to Farley & Thompson**

We are an independent stockbroker and investment manager authorised and regulated by the Financial Conduct Authority. We are a member of the London Stock Exchange and the Wealth Management Association and we offer a range of investment services to private individuals, trusts, charities, pension funds and corporate clients.

**What we Offer**

Whether you wish to undertake a straightforward one-off transaction, seek our advice on a per stock basis or invest a lump sum for the future via a managed portfolio, you can be assured of a personal service from one of our knowledgeable and experienced investment team.

Input your Username and Password



Farley & Thompson  
STOCKBROKERS

Independent Corporate Member of the London Stock Exchange

01202 295000

You are here: [Home](#) > Client Login

**Client Login**

Username

Password

Log in

By continuing to log in you accept the use of cookies and our site Terms and Conditions.

[Click to read our cookies policy and site terms & conditions](#)

Your Account Security is important to us, please keep your password safe and do not disclose it. Only individuals who have a Farley & Thompson account or authorised client web access should proceed from this point. Any unauthorised attempt to access client account information will be monitored and subject to legal action.

If you have forgotten your username or your password please [contact us](#).

You are not currently logged in. If you were previously logged in the system may have timed your session out as a security measure. None of your information has been lost as a result of this procedure.

Member of The London Stock Exchange.  
Authorised and Regulated by the Financial Conduct Authority (FCA).  
Farley & Thompson LLP. All rights reserved. EACIC

## Single user

You will be presented with the **Portfolio Summary** page that will list your account(s) with Farley & Thompson.

Please note that you can only view accounts that have securities registered in our Nominee or ISA service.

If you hover the mouse over the different areas of the screen you will see that you can interrogate the data or access a printout:


View cash balances or navigate to the Cash Accounts menu

**Cash Accounts**

[Cash & Dealing Accounts](#)

### Portfolio Summary

[Export table to Excel](#)

Valuation	Service	Account /Service	Cash	Market Value	Open	Total
	ISA	Client name	<a href="#">3,251.49</a>	<a href="#">179,581.40</a>	<a href="#">00.00</a>	<a href="#">182,832.89</a>
	NOMINEE	Client name	<a href="#">38,977.10</a>	<a href="#">761,047.07</a>	<a href="#">00.00</a>	<a href="#">800,024.17</a>
			<a href="#">42,228.59</a>	<a href="#">940,628.47</a>	<a href="#">00.00</a>	<a href="#">982,857.06</a>

Valuations calculated using last night's prices, E&OE

Print/Download PDF valuations

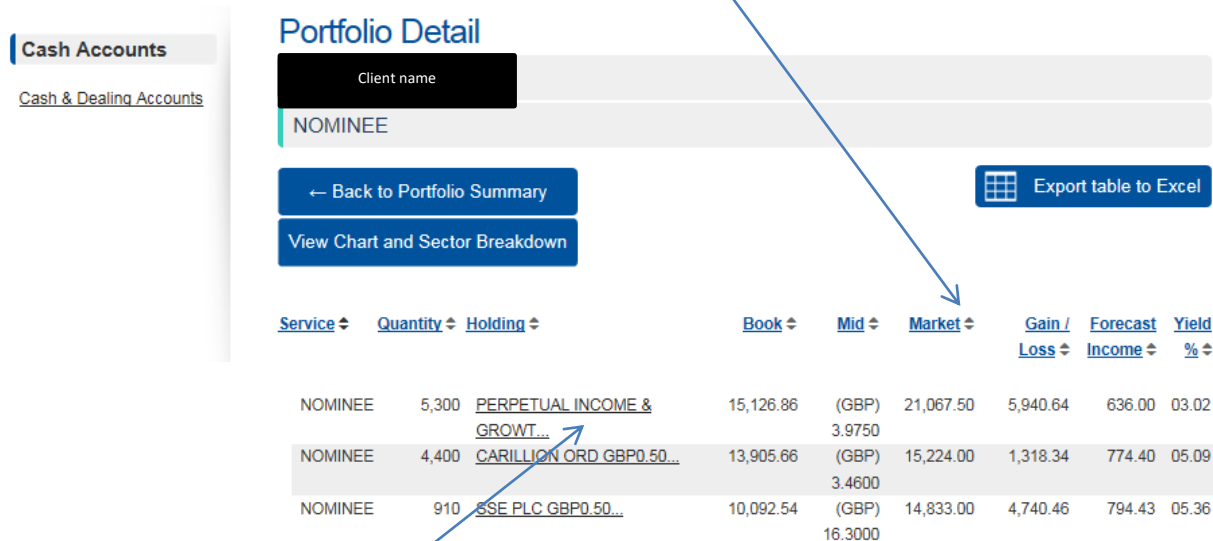
View shareholdings by account type or view all

## Viewing shareholdings by account type or view all

By clicking on the market value for each service or on the combined total on the Portfolio Summary page you will be presented with a list of your shareholdings showing the cost, price, value, gain/loss, forecast income and yield % for each line of stock.

Information can be sorted by column contents (eg. Yield, High to Low value) or can be exported into a spreadsheet.

Exporting to Excel brings in additional columns of data that will need to be manipulated. To access a simple valuation we would recommend downloading via the PDF symbol as described on Page 2.



**Cash Accounts**  
Cash & Dealing Accounts

### Portfolio Detail

Client name [REDACTED]  
NOMINEE

← Back to Portfolio Summary      Export table to Excel

View Chart and Sector Breakdown

Service	Quantity	Holding	Book	Mid	Market	Gain / Loss	Forecast Income	Yield %
NOMINEE	5,300	PERPETUAL INCOME & GROWT...	15,126.86	(GBP) 3.9750	21,067.50	5,940.64	636.00	03.02
NOMINEE	4,400	CARILLION ORD GBP0.50...	13,905.66	(GBP) 3.4600	15,224.00	1,318.34	774.40	05.09
NOMINEE	910	SSE PLC GBP0.50...	10,092.54	(GBP) 16.3000	14,833.00	4,740.46	794.43	05.36

Hover the mouse over the stock name for its full description if it has been curtailed.

Further interrogation by clicking on the stock name will display all purchases, sales and corporate events that have altered the quantity. Here you can also download a copy of the contract note.

**Cash Accounts**

[Cash & Dealing Accounts](#)

## Portfolio Detail

Client name

NOMINEE

← Back to Portfolio Summary
Export table to Excel

View Chart and Sector Breakdown

Service	Quantity	Holding	Book	Mid	Market	Gain / Loss	Forecast Income	Yield %
NOMINEE	5,300	PERPETUAL INCOME & GROWT...	15,126.86	(GBP) 3.9750	21,067.50	5,940.64	636.00	03.02
NOMINEE	4,400	CARILLION ORD GBP0.50...	13,905.66	(GBP) 3.4600	15,224.00	1,318.34	774.40	05.09
NOMINEE	910	SSE PLC GBP0.50...	10,092.54	(GBP) 16.3000	14,833.00	4,740.46	794.43	05.36

The Chart and Sector Breakdown button enables you to view your holdings by the major asset classes of Fixed Interest, Equity and Alternative Assets, both in a list and by donut chart.

Holding breakdown for NOMINEE

← Back to Portfolio Summary
Export table to Excel

**Alternative Assets**

Quantity	Holding	Book	Mid	Market	Gain / Loss
11,000.00	<a href="#">TR PROPERTY INVESTMENT TRUST ORD GBP0.25</a>	20,804.22	(GBP) 2.7780	30,558.00	9,753.78

**Fixed Interest**

Quantity	Holding	Book	Mid	Market	Gain / Loss
17,000.00	<a href="#">UNITED KINGDOM(GOVERNMENT OF) 1.25% IDX/LKD STK 22/11/17 GBP100</a>	17,485.55	(GBP) 144.0515	24,498.74	7,013.19

To the left on the [Portfolio Summary](#) screen if you click on [Cash & Dealing Accounts](#) you can opt to review and interrogate cash items:

**F&T Farley & Thompson**  
STOCKBROKERS

Independent Corporate Member of the London Stock Exchange

01202 295000

You are here: [Home](#) > [Portfolio Summary](#) > [Cash Accounts](#) [Change Password](#) [Logout](#)

**Cash Accounts**

[Cash & Dealing Accounts](#)

Account Title	Currency	Balance
<b>ISA Service</b> [REDACTED]		
CAPITAL	POUNDS STERLING (GBP)	<a href="#">1,711.55CR</a>
INCOME	POUNDS STERLING (GBP)	<a href="#">1,539.94CR</a>
DEALING	POUNDS STERLING (GBP)	<a href="#">00.00CR</a>
<b>Nominee Service</b> [REDACTED]		
CAPITAL	POUNDS STERLING (GBP)	<a href="#">30,240.66CR</a>
INCOME	POUNDS STERLING (GBP)	<a href="#">8,736.44CR</a>
DEALING	POUNDS STERLING (GBP)	<a href="#">00.00CR</a>

By clicking on one of the balances you will be presented with the history of the account.

You can show more or less information by changing the date.

**Cash Accounts**

[Cash & Dealing Accounts](#)

**Cash Statement**

ISA POUNDS STERLING (GBP)

ISA GBP

[← Back to Portfolio Summary](#) [Export table to Excel](#)

From  [Refresh](#)

Income  Capital

Reference	Date	Description	Amount	Balance
DL375716	7th DEC 14	Interest : 12500 United Kingdom(Government Of) 8% Stk 07/06/2021 GBP0.01	500.00	1,539.94
DL373695	28th NOV 14	Dividend : 3200 City Of London Investment Trust Ord GBP0.25	120.00	1,039.94

You are here: [Home](#) > [Portfolio Summary](#) > Cash Accounts

[Change Password](#)

[Logout](#)

**Cash Accounts**

[Cash & Dealing Accounts](#)

### Cash Accounts

Account Title	Currency	Balance
<b>ISA Service</b> [REDACTED]		
CAPITAL	POUNDS STERLING (GBP)	<u>1,711.55CR</u>
INCOME	POUNDS STERLING (GBP)	<u>1,539.94CR</u>
DEALING	POUNDS STERLING (GBP)	<u>00.00CR</u>
<b>Nominee Service</b> [REDACTED]		
CAPITAL	POUNDS STERLING (GBP)	<u>30,240.66CR</u>
INCOME	POUNDS STERLING (GBP)	<u>8,736.44CR</u>
DEALING	POUNDS STERLING (GBP)	<u>00.00CR</u>

Clicking on the Dealing Account balance will present a list of transactions.

**Cash Accounts**

[Cash & Dealing Accounts](#)

### Dealing Account

- ISA
- ISA GBP

[← Back to Portfolio Summary](#)

[Export table to Excel](#)

From  To  [Refresh](#)

Contract	Reference	Notes	Dealt	Settlement	Quantity	Amount
	W401786	Bought 1071 NATIONAL GRID ORD GBP0.113953 @ 8.885	23rd OCT 14	28th OCT 14	1,071	-9,563.42

You can then view or download a contract note.

## Family Groups (access to multiple accounts)

If you have requested access to multiple accounts the [Portfolio Summary](#) page will list all account holders together with each service i.e Nominee, ISA.

The screenshot shows the Farley & Thompson website interface. The top left features the F&T logo and 'Farley & Thompson STOCKBROKERS'. The top right indicates 'Independent Corporate Member of the London Stock Exchange' and the account number '01202 295000'. Below this, there are links for 'Change Password' and 'Logout'. The main navigation on the left includes 'Cash Accounts', 'Cash & Dealing Accounts', and 'My Family'. Under 'My Family', there is a 'View Family Summary' link and two buttons labeled 'Client name'. The main content area is titled 'Portfolio Summary' and shows 'viewing [redacted] Family Accounts'. An 'Export table to Excel' button is present. A table lists accounts with columns for Service, Account Name, Cash, Market Value, Open, and Total. A blue arrow points from the 'My Family' list to the 'Account Name' column in the table.

Service	Account Name	Cash	Market Value	Open	Total
ISA	MR [redacted]	23,840.10	252,190.75	00.00	276,030.85
ISA	MRS [redacted]	40,732.36	221,869.83	00.00	262,602.19
		64,572.46	474,060.58	00.00	538,633.04

Valuations calculated using last night's prices, E&OE

From the 'My Family' list located on the left-hand side you can opt to view each member's account separately.

This screenshot shows the same website interface but with a detailed view of a single account. The 'My Family' list on the left now shows two buttons labeled 'Client name'. The main content area is titled 'Portfolio Summary' and shows 'viewing [redacted] Client name & client code'. An 'Export table to Excel' button is present. A table lists the account with columns for Valuation, Account /Service, Cash, Market Value, Open, and Total. A blue arrow points from the 'My Family' list to the 'Account /Service' column in the table.

Valuation	Account /Service	Cash	Market Value	Open	Total
[Download icon]	MR [redacted] ISA	23,840.10	252,190.75	00.00	276,030.85
		23,840.10	252,190.75	00.00	276,030.85

Valuations calculated using last night's prices, E&OE

All other functionality is the same as for a single user.

If you have any questions in relation to your account please contact your usual adviser. If you forget your Username or Password email us at [webval@farleyandthompson.co.uk](mailto:webval@farleyandthompson.co.uk)